

Xtrackers MSCI EM Asia Swap UCITS ETF 1C

a sub fund of Xtrackers

- Exposure to Asian Emerging Market Equities
- Provides diversified exposure to large and mid-cap equities, with 85% market representation

Fund information	
Fund name	Xtrackers MSCI EM Asia Swap UCITS ETF
ISIN	LU0292107991
UCITS compliant	Yes
Share class currency	USD
Investment Methodology	Indirect Replication
Portfolio Structure	Substitute Basket + Swap*
Fund launch date	21 June 2007
Share class launch date	21 June 2007
All-in fee*	0.65% p.a.
Financial year end	31 December
Income treatment	Reinvestment
NAV per Share	USD 46.87 (30 August 2019)
Total Fund Assets	USD 510,069,317.47 (30 August 2019)

* ETF enters a swap agreement with an investment bank whereby the bank provides the ETF with the returns of the index adjusted to reflect certain index replication costs or enhancements. Please see the glossary for more details of All-in fee

Key Risks

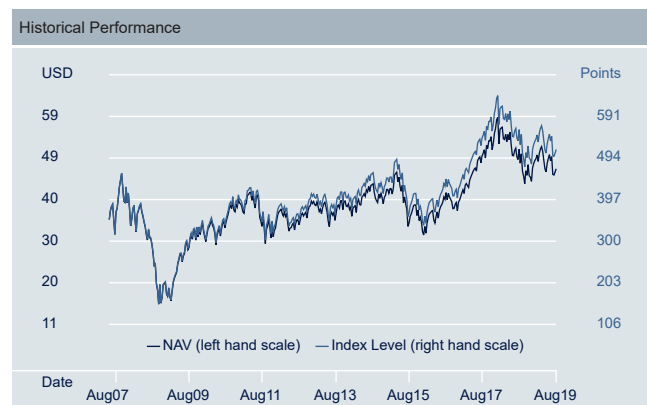
- The Fund is not guaranteed and your investment is at risk. The value of your investment may go down as well as up.
- The Fund is exposed to less economically developed economies (known as emerging markets) which involve greater risks than well developed economies. Political unrest and economic downturn may be more likely and will affect the value of your investment.
- The value of an investment in shares will depend on a number of factors including, but not limited to, market and economic conditions, sector, geographical region and political events.
- The Fund is exposed to market movements in a single country or region which may be adversely affected by political or economic developments, government action or natural events that do not affect a fund investing in broader markets.
- The Fund will enter into a derivative with a counterparty (initially Deutsche Bank). If the counterparty fails to make payments (for example, it becomes insolvent) this may result in your investment suffering a loss.

Historical Performance Figures as of 30 August 2019						
	8/14 - 8/15	8/15 - 8/16	8/16 - 8/17	8/17 - 8/18	8/18 - 8/19	Since ETF launch
Index	-16.82%	13.60%	25.50%	2.71%	-7.34%	46.70%
Share Class	-17.54%	12.73%	24.76%	2.14%	-7.87%	33.85%

Source: DWS, Index Provider; as of 30 August 2019

Past performance is not a reliable indicator of future results.

ETF performance calculation includes reinvested dividends. Index performance calculated on a total return basis.



Source: DWS, Index Provider; as of 30 August 2019

Past performance is not a reliable indicator of future results. Whenever NAV and index levels exactly match the NAV line only will show.

ETF performance calculation includes reinvested dividends.

MSCI Total Return Net Emerging Markets Asia Index

The MSCI Emerging Markets Asia index aims to reflect the performance of the following market:

- Large and mid-cap companies from Asian Emerging Markets
- Covers approximately 85% of free-float market capitalisation
- Weighted by free-float adjusted market capitalisation
- Reviewed on a quarterly basis

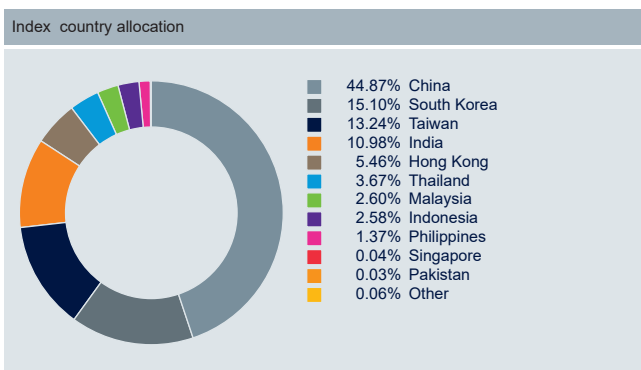
Additional information on the index, selection and weighting methodology is available at www.msci.com

Listing and trading information							
Exchange	NSIN	Exchange Code (local)	Trading Currency	Trading Hours (Local Time)	Settlement	Bloomberg Ticker	Reuters RIC
Xetra	DBX1MA	DBX2	EUR	09:00 - 17:30	t+2	XMAS GY	XMAS.DE
SIX Swiss Exchange	3067298	XMAI	USD	09:00 - 17:30	t+2	XMAI SW	XMAI.S
Stuttgart Stock Exchange	DBX1MA	DBX2	EUR	09:00 - 20:00	t+2	XMAS GS	XMAS.SG
London Stock Exchange	B1WKYB3	XMAS	GBP	09:00 - 17:30	t+2	XMAS LN	XMAS.L
London Stock Exchange	B24CWX2	XMAD	USD	09:00 - 17:30	t+2	XMAD LN	XMAD.L
Italian Stock Exchange	-	XMAS	EUR	09:00 - 17:30	t+2	XMAS IM	XMAS.MI

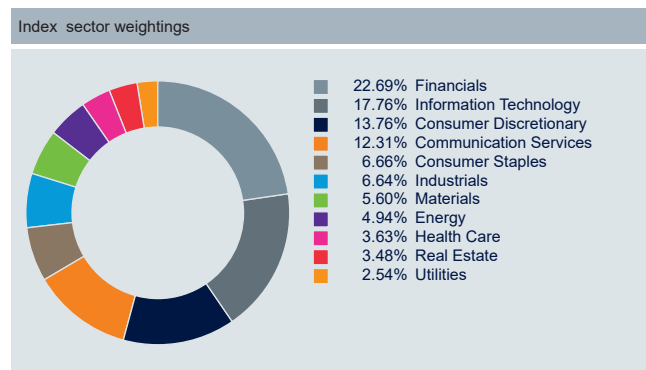


Index information	
Index Provider	MSCI Inc.
Index Type	Total Return Net
Number of Index constituents	912
Countries in Index	14
Dividend Yield	2.43%
PE Ratio	-
Market Capitalisation	USD 3,814.85 Billion
Index Reuters RIC	.dMIMS00000NUS
Index Bloomberg ticker	NDUEEGFA
Index Base Currency	USD

Source: Index Provider; as of 30 August 2019



Source: Index provider; as of 28 June 2019



Source: Index provider; as of 28 June 2019

Top 10 index constituents

TENCENT HOLDINGS ORD SHS	5.70%
Alibaba Group Holding Limited	5.37%
SAMSUNG ELECTR ORD	4.25%
TWN SEMICONT MAN ORD	4.21%
CHINA CONSTRUCTION BANK CL H ORD	1.82%
PING AN ORD H	1.49%
CHINA MOBILE ORD	1.24%
RELIANCE INDUSTRIES ORDA	1.16%
HOUSING DEVELOPMENT FINANCE ORDA	1.15%
INDUSTRIAL COMMERC BK CHINA CL H ORD	1.05%

Source: Index provider; as of 28 June 2019

Registrations for public distribution

Austria	Ireland	Spain
Denmark	Italy	Sweden
Finland	Luxembourg	Switzerland
France	Netherlands	United Kingdom
Germany	Norway	

Further information on Xtrackers ETFs

DWS
 Mainzer Landstrasse 11-17
 60329 Frankfurt am Main
 Hotline: +49 69 910 30549
 Fax: +49 69 910 41276

Hotline: +44 (0)20 7547 1747
 Website: www.Xtrackers.com
 E-Mail: Xtrackers@dws.com

Glossary

Please find the Glossary of terms at etf.dws.com

Disclaimer

Investments in funds involve numerous risks including, among others, general market risks, credit risks, foreign exchange risks, interest rate risks and liquidity risks. Key risk factors to consider before investing:

- The value of an investment in a DWS fund may go down as well as up and can result in losses, up and including a total loss of the amount initially invested.
- Past performance is not a reliable indicator of future results.
- Movements in exchange rates can impact the value of your investment. If the currency of your country of residence is different from the currency in which the underlying investments of the fund are made, the value of your investment may increase or decrease subject to movements in exchange rates.

Other important information

Xtrackers is registered with the Luxembourg Trade and Companies' Register under number B 119 899, with its registered office at 49, avenue J.F.Kennedy, L-1855 Luxembourg, and is registered in Luxembourg as an undertaking for collective investment pursuant to Part I of the law of 17 December 2010 and therefore qualifies as a UCITS under all relevant laws and regulations. DWS Investment S.A. acts as the management company. Investors should be aware that DB may from time to time own interests in the Fund which may represent a significant amount or proportion of the overall investor holdings in the Fund. Investors should consider what possible impact such holdings, or any disposal thereof, by DB may have on them. This document does not create any legally binding obligations on the part of DWS and/or its affiliates. Without limitation, this document does not constitute investment advice and does not constitute an offer or recommendation to enter into any transaction. It is not intended for distribution or use by any person or entity who is a citizen or resident of or located in any jurisdiction where such distribution, publication or use would be prohibited. For more information on the Fund please refer to the relevant Fund's full prospectus in English and to the relevant Key Investor Information Document in English, all available on request or on etf.dws.com. The information contained in this document is believed to be correct, complete and accurate and every effort has been made to represent accurate information. However, no representation or warranty, expressed or implied, is made as to the accuracy, completeness or correctness of the information contained in this document. DWS assumes no responsibility or liability for any errors or omissions with respect to this information. The information contained in this document is provided for information purposes only. In the case of any inconsistency with the relevant prospectus of a product, the latest version of the prospectus shall prevail. Issued in the UK by DWS London Branch. DB is authorised under German Banking Law (competent authority: BaFin – Federal Financial Supervising Authority) and DB AG London Branch is regulated by the Financial Conduct Authority. © DWS Investments UK Limited, 2019. All information as of 30 August 2019 unless otherwise stated.

Index Disclaimer

The funds or securities referred to herein are not sponsored, endorsed, or promoted by MSCI, and MSCI bears no liability with respect to any such funds or securities or any index on which such funds or securities are based. The Prospectus of Xtrackers MSCI EM Asia Swap UCITS ETF contains a more detailed description of the limited relationship MSCI has with Xtrackers and any related funds.