

# Xtrackers II Global Government Bond UCITS ETF 1C - EUR Hedged

## a sub fund of Xtrackers II

- Direct investment in government bonds from global developed market
- Investment grade bonds only
- EUR hedged share class
- EUR, CHF, USD and GBP hedged share class available

**Important information:** On 17 May 2018 the ETF changed its underlying benchmark to track the FTSE World Government Bond Index - Developed Markets in EUR terms. From 10 April 2017 until 17 May 2018 the ETF tracked the EUR hedged version of this index. The share class continues to be currency hedged. Index values after the 17 May 2018 are re-based to match the level of the FTSE World Government Bond Index - Developed Markets Currency-Hedged in EUR terms in index base currency on 17 May 2018. On 10 April 2017 the ETF changed its underlying benchmark to track the FTSE World Government Bond Index - Developed Markets Currency-Hedged in EUR terms. Prior to 10 April 2017 the ETF tracked the Deutsche Bank Global Investment Grade Government EUR Hedged Index. Index values after the 10 April 2017 are re-based to match the level of the Deutsche Bank Global Investment Grade Government EUR Hedged Index on the 10 April 2017.

| Fund information        |   |
|-------------------------|---|
| Fund name               | Xtrackers II Global Government Bond UCITS ETF |
| ISIN                    | LU0378818131                                  |
| UCITS compliant         | Yes   |
| Share class currency    | EUR   |
| Investment Methodology  | Direct Replication                            |
| Portfolio Structure     | Optimised Sampling*                           |
| Fund launch date        | 20 October 2008                               |
| Share class launch date | 20 October 2008                               |
| All-in fee*             | 0.25% p.a.                                    |
| Financial year end      | 31 December                                   |
| Income treatment        | Reinvestment                                  |
| NAV per Share           | EUR 235.35 (31 July 2019)                     |
| Total Fund Assets       | EUR 2,156,893,911.43 (31 July 2019)           |

\* ETF invests in all or in a representative sample of securities of the underlying index. Please see the glossary for more details of All-in fee

### Historical Performance Figures as of 31 July 2019

|                      | 7/14 - 7/15 | 7/15 - 7/16 | 7/16 - 7/17 | 7/17 - 7/18 | 7/18 - 7/19 | Since ETF launch |
|----------------------|-------------|-------------|-------------|-------------|-------------|------------------|
| Hedged Index**       | 4.43%       | 6.85%       | -           | -0.49%      | 10.83%      | 11.50%           |
| Share Class          | 4.17%       | 6.58%       | -4.06%      | -0.95%      | 5.49%       | 39.54%           |
| Unhedged Index       | 13.16%      | 10.68%      | -           | 0.31%       | 10.83%      | -                |
| Unhedged Share Class | 12.88%      | 10.42%      | -8.19%      | 0.12%       | 10.61%      | 30.70%           |

### Rolling performance figures as of 31 July 2019

|                      | 1 Month | 3 Months | 6 Months | 1 Year | Volatility |
|----------------------|---------|----------|----------|--------|------------|
| Share Class          | 0.53%   | 3.23%    | 4.13%    | 5.49%  | 2.67%      |
| Unhedged Index       | 1.79%   | 4.28%    | 6.60%    | 10.83% | 5.59%      |
| Unhedged Share Class | 1.77%   | 4.22%    | 6.50%    | 10.61% | 5.63%      |

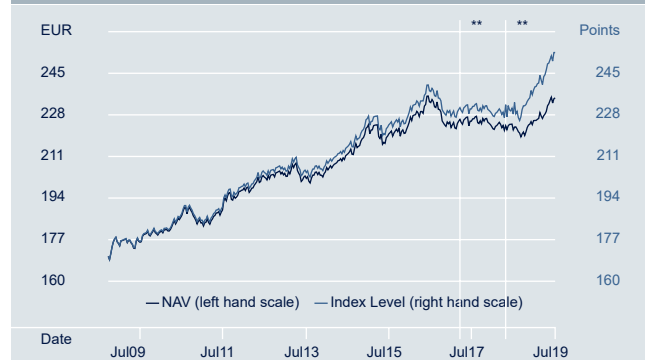
Source: DWS, Index Provider; as of 31 July 2019

**Past performance is not a reliable indicator of future results.** Volatility shown is calculated since the launch of the share class. Unhedged share class fees and income treatment and fees may vary from the Hedged Share Class, please see Unhedged share class factsheet for full details. Index rolling performance figures are calculated solely on FTSE World Government Bond Index - Developed Markets in EUR terms for all periods in index base currency. ETF performance calculation includes reinvested dividends. Index performance calculated on a total return basis. Unhedged share class fees and income treatment and fees may vary from the Hedged Share Class, please see Unhedged share class factsheet for full details. Index rolling performance figures are calculated based solely on FTSE World Government Bond Index - Developed Markets in EUR terms for all periods in index base currency. The reference index for the performance calculation refers to Deutsche Bank Global Investment Grade Government EUR Hedged Index from 20 October 2008 to 10 April 2017, FTSE World Government Bond Index - Developed Markets Currency-Hedged in EUR terms from 10 April 2017 to 17 May 2018 and FTSE World Government Bond Index - Developed Markets in EUR terms thereafter.

### Key Risks

- The Fund is not guaranteed and your investment is at risk. The value of your investment may go down as well as up.
- The Fund will use financial contracts (known as derivatives) to try to reduce the effect of currency fluctuations between the currency of its assets and the currency of the shares. This may not be effective and may prevent the Fund from benefitting from an increase in value of (or expose a Fund to the decrease in value of) a particular currency.
- Bonds are exposed to credit risk and interest rate risk. There is a risk that the bond issuer may be unable to pay interest or repay the bond principal, resulting in your investment suffering a loss. If interest rates rise, typically the value of the bond will fall, which could also affect the value of your investment.

### Historical Performance



Source: DWS, Index Provider; as of 31 July 2019

**Past performance is not a reliable indicator of future results.** Whenever NAV and index levels exactly match the NAV line only will show.

ETF performance calculation includes reinvested dividends.

\*\*See note on page 1.

### Listing and trading information

| Exchange               | NSIN   | Exchange Code (local) | Trading Currency | Trading Hours (Local Time) | Settlement | Bloomberg Ticker | Reuters RIC |
|------------------------|--------|-----------------------|------------------|----------------------------|------------|------------------|-------------|
| Xetra                  | DBX0A8 | DBZB                  | EUR              | 09:00 - 17:30              | t+2        | DBZB GY          | XGSH.DE     |
| Italian Stock Exchange | -      | XGSH                  | EUR              | 09:00 - 17:30              | t+2        | XGSH IM          | XGSH.MI     |

### Registrations for public distribution

|         |             |                |
|---------|-------------|----------------|
| Austria | Ireland     | Spain          |
| Denmark | Italy       | Sweden         |
| Finland | Luxembourg  | Switzerland    |
| France  | Netherlands | United Kingdom |
| Germany | Norway      |                |

### Further information on Xtrackers

DWS  
Mainzer Landstrasse 11-17  
60329 Frankfurt am Main  
Hotline: +49 69 910 30549  
Fax: +49 69 910 41276

Hotline: +44 (0)20 7547 1747  
Website: [www.Xtrackers.com](http://www.Xtrackers.com)  
E-Mail: [Xtrackers@dws.com](mailto:Xtrackers@dws.com)

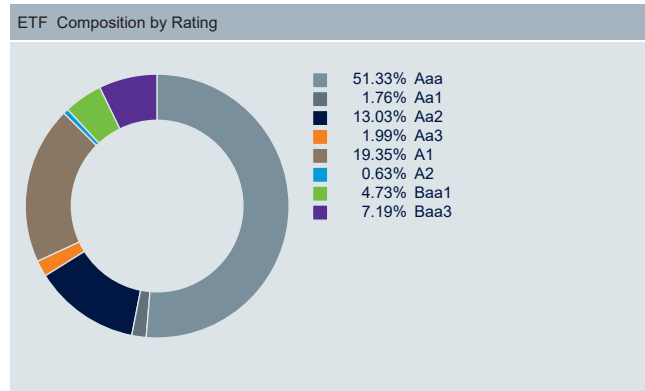
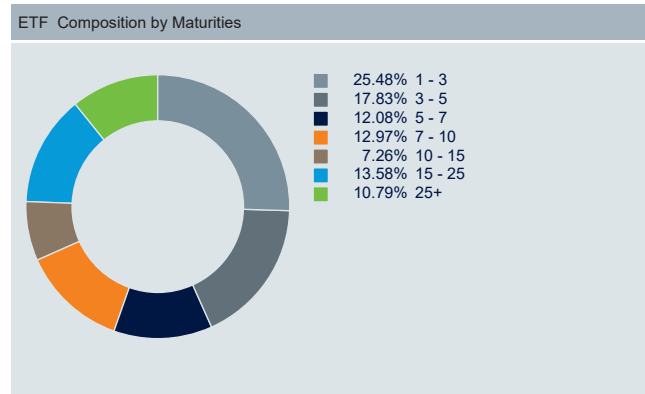
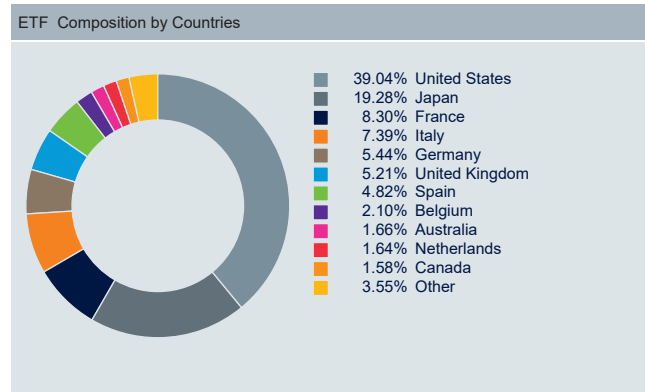
**FTSE World Government Bond Index - Developed Markets in EUR terms**

The FTSE World Government Bond Index - Developed Markets in EUR terms Index aims to reflect the performance of the following market:

- Fixed rate debt issued by governments of developed countries
- Exposure across the whole yield curve (minimum time to maturity of 1 year)
- Investment grade bonds only
- FX hedged exposure into EUR

Additional information on the Index and the general methodology behind the FTSE Russel indices can be found on FTSE Russel Index website (<https://www.yieldbook.com/>).

**Global Government Bond UCITS ETF**



| Index information   |                       |
|---------------------|-----------------------|
| Index Provider      | FTSE Fixed Income LLC |
| Index Type          | Total Return Gross    |
| Yield to Maturity   | 0.91%                 |
| Modified Duration   | 8.27                  |
| Bloomberg Symbol    | CFIIWDEU              |
| Index Base Currency | EUR                   |

Source: Index Provider; as of 31 July 2019

Source: DWS; as of 31 July 2019

**Glossary**

Please find the Glossary of terms at [etf.dws.com](http://etf.dws.com)

**Disclaimer**

Investments in funds involve numerous risks including, among others, general market risks, credit risks, foreign exchange risks, interest rate risks and liquidity risks. Key risk factors to consider before investing:

- The value of an investment in a DWS fund may go down as well as up and can result in losses, up and including a total loss of the amount initially invested.
- Past performance is not a reliable indicator of future results.
- Movements in exchange rates can impact the value of your investment. If the currency of your country of residence is different from the currency in which the underlying investments of the fund are made, the value of your investment may increase or decrease subject to movements in exchange rates.

**Other Important Information**

Xtrackers II is registered with the Luxembourg Trade and Companies' Register under number B 124 284, with its registered office at 49, avenue J.F.Kennedy, L-1855 Luxembourg, and is registered in Luxembourg as an undertaking for collective investment pursuant to Part I of the law of 17 December 2010 and therefore qualifies as a UCITS under all relevant laws and regulations. DWS Investment S.A. acts as the management company. Investors should be aware that DB may from time to time own interests in the Fund which may represent a significant amount or proportion of the overall investor holdings in the Fund. Investors should consider what possible impact such holdings, or any disposal thereof, by DB may have on them. This document does not create any legally binding obligations on the part of DWS and/or its affiliates. Without limitation, this document does not constitute investment advice and does not constitute an offer or recommendation to enter into any transaction. It is not intended for distribution or use by any person or entity who is a citizen or resident of or located in any jurisdiction where such distribution, publication or use would be prohibited. For more information on the Fund please refer to the relevant Fund's full prospectus in English and to the relevant Key Investor Information Document in English, all available on request or on [etf.dws.com](http://etf.dws.com). The information contained in this document is believed to be correct, complete and accurate and every effort has been made to represent accurate information. However, no representation or warranty, expressed or implied, is made as to the accuracy, completeness or correctness of the information contained in this document. DWS assumes no responsibility or liability for any errors or omissions with respect to this information. The information contained in this document is provided for information purposes only. In the case of any inconsistency with the relevant prospectus of a product, the latest version of the prospectus shall prevail. Issued in the UK by DWS London Branch. DB is authorised under German Banking Law (competent authority: BaFin – Federal Financial Supervising Authority) and DB AG London Branch is regulated by the Financial Conduct Authority. © DWS Investments UK Limited, 2019. All information as of 31 July 2019 unless otherwise stated.

**Index Disclaimer**

The Fund is not sponsored, endorsed, sold or promoted by FTSE Fixed Income LLC. FTSE Fixed Income LLC gives no warranties regarding the index data, is not responsible for any errors or omissions therein or the results obtained from its use, and shall not be liable for any damages arising out of any use of such data.