

# Xtrackers II Eurozone Inflation-Linked Bond UCITS ETF 1C

## a sub fund of Xtrackers II

- Direct investment in Eurozone inflation-linked bonds
- Investment grade bonds only
- Diversified across countries and across the yield curve

**Important information:** On 21 February 2017 the ETF changed its underlying benchmark to track the Bloomberg Barclays Euro Government Inflation-Linked Bond Index. From 08 June 2007 until 21 February 2017 the ETF tracked the iBoxx® Euro Inflation-Linked TR Index. Index values after the 21 February 2017 are re-based to match the level of the iBoxx® Euro Inflation-Linked TR Index on the 21 February 2017.

Fund information	
Fund name	Xtrackers II Eurozone Inflation-Linked Bond UCITS ETF
ISIN	LU0290358224
UCITS compliant	Yes
Share class currency	EUR
Investment Methodology	Direct Replication
Portfolio Structure	Optimised Sampling*
Fund launch date	08 June 2007
Share class launch date	08 June 2007
All-in fee*	0.20% p.a.
Financial year end	31 December
Income treatment	Reinvestment
NAV per Share	EUR 232.24 (30 August 2019)
Total Fund Assets	EUR 393,625,371.17 (30 August 2019)

\* ETF invests in all or in a representative sample of securities of the underlying index. Please see the glossary for more details of All-in fee

### Key Risks

- The Fund is not guaranteed and your investment is at risk. The value of your investment may go down as well as up.
- The Fund is exposed to market movements in a single country or region which may be adversely affected by political or economic developments, government action or natural events that do not affect a fund investing in broader markets.
- Bonds are exposed to credit risk and interest rate risk. There is a risk that the bond issuer may be unable to pay interest or repay the bond principal, resulting in your investment suffering a loss. If interest rates rise, typically the value of the bond will fall, which could also affect the value of your investment.

### Historical Performance Figures as of 30 August 2019

	8/14 - 8/15	8/15 - 8/16	8/16 - 8/17	8/17 - 8/18	8/18 - 8/19	Since ETF launch
Index**	0.11%	5.60%	-0.44%	0.68%	7.86%	65.87%
Share Class	-0.09%	5.39%	-0.37%	0.46%	7.64%	62.29%

### Rolling performance figures as of 30 August 2019

	1 Month	3 Months	6 Months	1 Year	Volatility
Index**	1.75%	6.83%	8.58%	7.73%	5.10%
Share Class	1.76%	6.85%	8.37%	7.53%	5.61%

Source: DWS, Index Provider; as of 30 August 2019

**Past performance is not a reliable indicator of future results.** Volatility shown is calculated since the launch of the share class.

ETF performance calculation includes reinvested dividends. Index performance calculated on a total return basis. The reference index for the performance calculation refers to iBoxx® Euro Inflation-Linked TR Index from 08 June 2007 to 21 February 2017 and Bloomberg Barclays Euro Government Inflation-Linked Bond Index thereafter.

### Historical Performance



Source: DWS, Index Provider; as of 30 August 2019

**Past performance is not a reliable indicator of future results.** Whenever NAV and index levels exactly match the NAV line only will show.

ETF performance calculation includes reinvested dividends.

\*\*See note on page 1.

### Listing and trading information

Exchange	NSIN	Exchange Code (local)	Trading Currency	Trading Hours (Local Time)	Settlement	Bloomberg Ticker	Reuters RIC
Xetra	DBX0AM	DBXK	EUR	09:00 - 17:30	t+2	XEIN GY	XEIN.DE
Italian Stock Exchange	-	XEIN	EUR	09:00 - 17:30	t+2	XEIN IM	XEIN.MI
BX Berne eXchange	3220314	-	CHF	09:00 - 17:30	t+2	XEIN BW	XEIN.BN

### Registrations for public distribution

Austria	Ireland	Portugal
Denmark	Italy	Spain
Finland	Luxembourg	Sweden
France	Netherlands	Switzerland
Germany	Norway	United Kingdom

### Further information on Xtrackers

DWS  
Mainzer Landstrasse 11-17  
60329 Frankfurt am Main  
Switzerland  
Hotline: +49 69 910 30549  
Fax: +49 69 910 41276

Hotline: +44 (0)20 7547 1747  
Website: [www.Xtrackers.com](http://www.Xtrackers.com)  
E-Mail: [Xtrackers@dws.com](mailto:Xtrackers@dws.com)

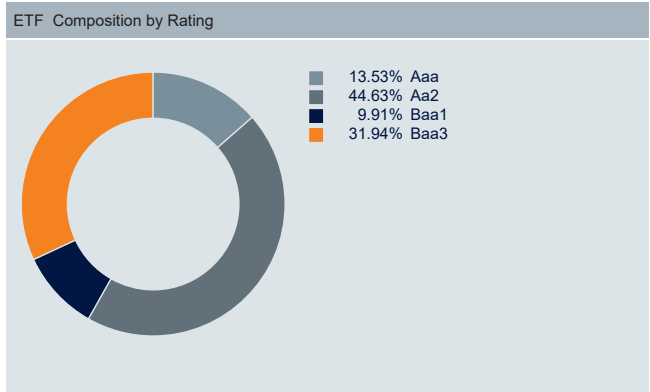
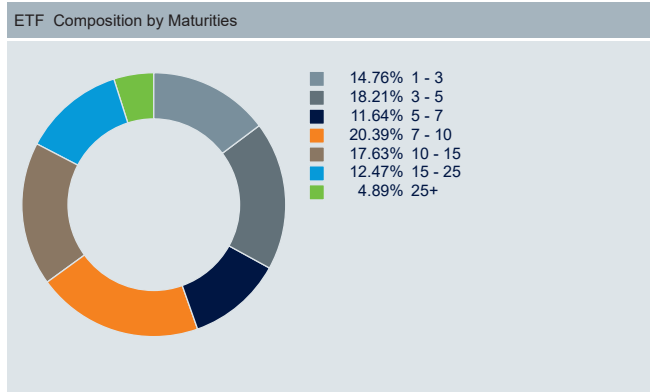
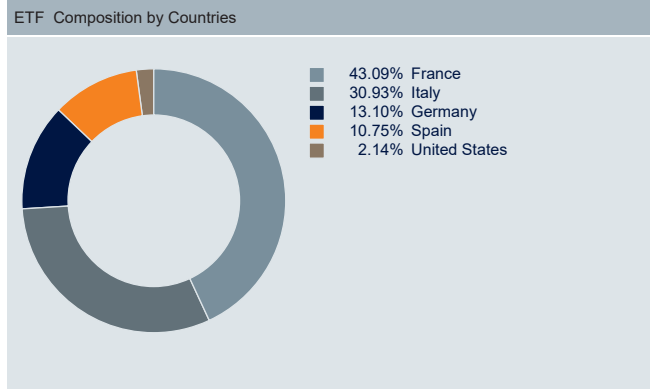
**Bloomberg Barclays Euro Government Inflation-Linked Bond Index**

The Bloomberg Barclays Euro Government Inflation-Linked Bond Index aims to reflect the performance of the following market:

- EUR-denominated inflation-linked bonds issued by governments of the Eurozone
- Exposure across the whole yield curve (minimum time to maturity of 1 year)
- Investment grade bonds only
- Minimum amount outstanding of EUR 500 million per bond

Additional information on the Index and the general methodology behind the Bloomberg Barclays indices can be found on Bloomberg Barclays index website (<https://www.bloombergindices.com/bloomberg-barclays-indices/>).

**Eurozone Inflation-Linked Bond UCITS ETF**



Index information	
Index Provider	Bloomberg Barclays Indices
Index Type	Total Return Gross
Yield to Maturity (nominal)	-0.04%
Yield to Maturity (real)	-
Duration (real)	-
Bloomberg Symbol	BEIG1T
Index Base Currency	EUR

Source: Index Provider; as of 30 August 2019

Source: DWS; as of 30 August 2019

**Glossary**

Please find the Glossary of terms at [etf.dws.com](http://etf.dws.com)

**Disclaimer**

Investments in funds involve numerous risks including, among others, general market risks, credit risks, foreign exchange risks, interest rate risks and liquidity risks. Key risk factors to consider before investing:

- The value of an investment in a DWS fund may go down as well as up and can result in losses, up and including a total loss of the amount initially invested.
- Past performance is not a reliable indicator of future results.
- Movements in exchange rates can impact the value of your investment. If the currency of your country of residence is different from the currency in which the underlying investments of the fund are made, the value of your investment may increase or decrease subject to movements in exchange rates.

**Other Important Information**

Xtrackers II is registered with the Luxembourg Trade and Companies' Register under number B 124 284, with its registered office at 49, avenue J.F.Kennedy, L-1855 Luxembourg, and is registered in Luxembourg as an undertaking for collective investment pursuant to Part I of the law of 17 December 2010 and therefore qualifies as a UCITS under all relevant laws and regulations. DWS Investment S.A. acts as the management company. Investors should be aware that DB may from time to time own interests in the Fund which may represent a significant amount or proportion of the overall investor holdings in the Fund. Investors should consider what possible impact such holdings, or any disposal thereof, by DB may have on them. This document does not create any legally binding obligations on the part of DWS and/or its affiliates. Without limitation, this document does not constitute investment advice and does not constitute an offer or recommendation to enter into any transaction. It is not intended for distribution or use by any person or entity who is a citizen or resident of or located in any jurisdiction where such distribution, publication or use would be prohibited. For more information on the Fund please refer to the relevant Fund's full prospectus in English and to the relevant Key Investor Information Document in English, all available on request or on [etf.dws.com](http://etf.dws.com). The information contained in this document is believed to be correct, complete and accurate and every effort has been made to represent accurate information. However, no representation or warranty, expressed or implied, is made as to the accuracy, completeness or correctness of the information contained in this document. DWS assumes no responsibility or liability for any errors or omissions with respect to this information. The information contained in this document is provided for information purposes only. In the case of any inconsistency with the relevant prospectus of a product, the latest version of the prospectus shall prevail. Issued in the UK by DWS London Branch. DB is authorised under German Banking Law (competent authority: BaFin – Federal Financial Supervising Authority) and DB AG London Branch is regulated by the Financial Conduct Authority. © DWS Investments UK Limited, 2019. All information as of 30 August 2019 unless otherwise stated.

**Index Disclaimer**

BLOOMBERG® is a trademark and service mark of Bloomberg Finance L.P. and its affiliates (collectively "Bloomberg"). BARCLAYS® is a trademark and service mark of Barclays Bank Plc (collectively with its affiliates, "Barclays"). Neither Bloomberg nor Barclays sponsors, issues or advises the Fund or guarantees the timeliness, accurateness or completeness of any data or information relating to the Bloomberg Barclays indices, and neither shall be liable in any way to investors in the Fund or other third parties in respect of the use or accuracy of the Bloomberg Barclays indices or any data included therein.